
Subject: PDF - drawing with lines
Posted by [htManager](#) on Fri, 14 Feb 2025 15:37:18 GMT
[View Forum Message](#) <> [Reply to Message](#)

Hi Tony,

is it possible to generate PDF output with lines where the start and end of the line are determined by x/y coordinates?

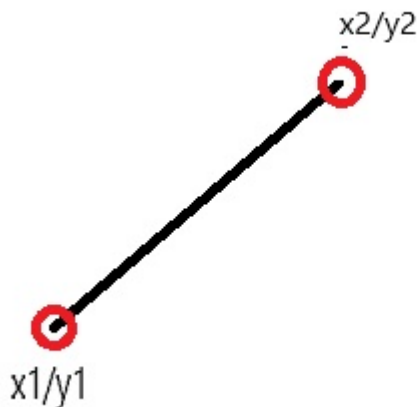
I know that in the *.report.inc file the array('text' => "", 'style' => 'rule_title', 'width' => '25%'); draws a horizontal line.

But I haven't read anywhere whether such a line can be issued.
I have attached a picture.

if this is not possible, do you have any idea how I could make this happen?

File Attachments

1) [radicore line.jpg](#), downloaded 92 times



Subject: Re: PDF - drawing with lines
Posted by [AJM](#) on Sun, 16 Feb 2025 10:05:46 GMT
[View Forum Message](#) <> [Reply to Message](#)

This is not possible within RADICORE as the PDF module was specifically designed to deal with the reporting of data and not the drawing of pictures. For that I'm afraid you will have to write your own code.

Subject: Re: PDF - drawing with lines
Posted by [htManager](#) on Sun, 16 Feb 2025 10:43:40 GMT
[View Forum Message](#) <> [Reply to Message](#)

I suspected that. Thank you very much for the confirmation.

Subject: Re: PDF - drawing with lines

Posted by [htManager](#) on Wed, 19 Feb 2025 16:33:04 GMT

[View Forum Message](#) <> [Reply to Message](#)

Instead of drawing lines I would have another solution:

To do this I would have to put a field over an image. However, the field is displayed either above or below the image. Depending on how I fill out the structure file.

```
$structure['multi10']['fields'][1][] ...
```

```
$structure['multi10']['fields'][2][] ...
```

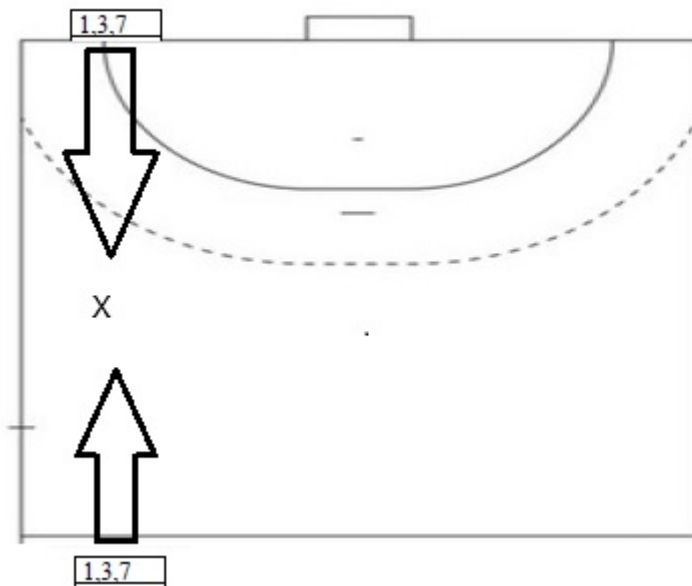
Is it possible to layer one on top of the other?

I have attached a drawing.

File Attachments

1) [wurfbild.jpg](#), downloaded 44 times

Wurfbild



Subject: Re: PDF - drawing with lines

Posted by [AJM](#) on Thu, 20 Feb 2025 09:25:26 GMT

[View Forum Message](#) <> [Reply to Message](#)

No, it is not possible to take two images and layer one over the other. Maybe you could try merging the two images into a single image in a separate process, and then displaying that single image.

Subject: Re: PDF - drawing with lines
Posted by [htManager](#) on Thu, 20 Feb 2025 11:11:33 GMT
[View Forum Message](#) <> [Reply to Message](#)

Can you give me some advice on how best to do this?
Is the GD library a suitable way to do this?
Actually there are not two images, but a background image and a (or more) data field(s).

Subject: Re: PDF - drawing with lines
Posted by [htManager](#) on Thu, 20 Feb 2025 15:15:25 GMT
[View Forum Message](#) <> [Reply to Message](#)


I found another solution to my problem. I have defined fields where I output a page as a boundary.
That's enough for now.
I do the same with the 2nd picture.
I attached a screenshot.

File Attachments

1) [wurfbild_datafield.jpg](#), downloaded 37 times

Wurfbild

	10,15,19		10,15,19		10,15,19	
10,15,19		10,15,19		10,15,19		10,15,19
10,15,19		10,15,19		10,15,19		10,15,19
10,15,19		10,15,19		10,15,19		10,15,19
	10,15,19		10,15,19		10,15,19	



Subject: Re: PDF - drawing with lines
Posted by [AJM](#) on Sat, 22 Feb 2025 10:02:03 GMT
[View Forum Message](#) <> [Reply to Message](#)

I'm glad that you have found a solution by looking at the problem from a different angle.
